



# **EIT Hawke's Bay Regional**



## **Science and Technology Fair**

**1 & 2 September 2011**

**Full details and competitions found at...**

**HB Regional Science & Technology Fair website link  
through: [www.nghs.school.nz](http://www.nghs.school.nz)**



# **EIT HAWKE'S BAY SCIENCE AND TECHNOLOGY FAIR 1 - 2 September 2011**

## **CONTENTS**

Introduction	2
Timetable of activities	3
Venues	4
Co-ordinators	5
Project Section	
Categories	6
Presentation of Exhibits	8
Scientific Investigation & Technology Development Processes	9
Judging Criteria	10
Awards	12
Competition Section	
Massey University Serious Fun Science Quiz	15
BP Technology Challenge	16
Titration Competition	17
Use of Animals in Science Fair Projects	18
Flow chart – Do I Need Animal Ethics Committee Approval	20
NZ Association of Science Educators Student Approval Form	21
EIT Hawke's Bay Campus Map	25



# EIT HB SCIENCE & TECHNOLOGY FAIR 2011

## INTRODUCTION

Welcome all students, teachers and parents to the:

### EIT HAWKE'S BAY REGIONAL SCIENCE & TECHNOLOGY FAIR 2011

This is the full Information Pack with all competition and entry details and other information for this year.

The HB Regional Science & Technology Fair will have the following competitions for 2011.

- **Project Section. This is our premier event** and is focused on scientific investigations and technological process design work. A significant change to the **prize structure** in the Project Section was made in 2010 which was extremely successful and will be continued in 2011. Please refer to the "Project Section" for details of this.
- **Group Competitions:**
  1. Massey University Serious Fun Science Quiz
  2. BP Technology Challenge
  3. Titration

The HB Science & Technology Fair Committee has decided to increase the **Prize Pool** for these competitions in 2011. Please refer to the individual competitions for details of this.

### Dates & Venues

• <b>All entries</b>	Due date	Wednesday	August 24
• <b>Massey University Science Quiz</b>	Lindisfarne College	Thursday	September 1
• <b>BP Technology Challenge</b>	EIT, Hawke's Bay	Thursday	September 1
• <b>Project Judging</b>	EIT, Hawke's Bay	Friday	September 2
• <b>Titration</b>	EIT, Hawke's Bay	Friday	September 2
• <b>Prize Giving</b>	EIT, Hawke's Bay	Wednesday	September 7

There is a \$30 administration fee for each school participating in the Fair. A form for this is available on the website and prompt payment would be much appreciated.

I am looking forward to working with you all this year and seeing as much involvement as possible.

Yours sincerely

Mike Duncan

**Chairman**

**Queries:** Janet Mabin  
**Committee:** EIT HB Science & Technology Fair

**EIT SCIENCE & TECHNOLOGY FAIR ACTIVITY TIMETABLE 2011**

DATE	ACTIVITY	VENUE	YEAR LEVEL & TIMES	INFORMATION
Thursday SEPTEMBER 1	SCIENCE QUIZ	<i>Auditorium</i> Lindisfarne College Hastings	Y 7/8      4.00pm – 5.00pm Y 9/10      5.30pm – 6.30pm Y 11/12      7.00pm – 8.00pm	All quizzes are on the same night. In the event of a tie there will be additional questions to determine first, second and third places in each age group.
	TECHNOLOGY CHALLENGE	<i>Whare</i> EIT Hawke's Bay Taradale	Y 7/8      4.00pm – 5.30pm Y 9/10      5.00pm – 6.30pm Y 11/12/13      6.00pm – 7.30pm	This popular competition continues with its unique challenges.
Friday SEPTEMBER 2	PROJECTS	<i>Whare</i> EIT Hawke's Bay Taradale	8.15am – 9.00am  9.15am – 12.00pm  12.00pm – 1.00pm	Project set up for all age groups.  Project Judging <b>All students with a project must be present at this time.</b>  Main judging finished. Non prize winners to depart <b>with their projects</b> . Prize winners to depart <b>removing all extra display material</b> , leaving their boards only.
	TITRATION	<i>Laboratories</i> EIT Hawke's Bay Taradale	Year 12/13  9.30am – 11.00am	Please note earlier starting time at 9.30am.
Wednesday SEPTEMBER 7	PRIZEGIVING	<i>Whare</i> EIT Hawke's Bay Taradale	7.00pm – 8.00pm	We look forward to honouring all our prize winners in the presence of their families!  <b>At the conclusion of the Prize Giving students are to take their project display boards home.</b>



## VENUES

<p><b><i>Whare</i></b></p> <p><b>EIT Hawke's Bay Taradale</b></p>	<p>Project Exhibition and Judging</p> <p>BP Technology Challenge</p> <p>Prize Giving</p>
<p><b><i>Auditorium</i></b></p> <p><b>Lindisfarne College Hastings</b></p>	<p>Massey University</p> <p>Serious Fun Science Quiz</p>
<p><b><i>Science Laboratory</i></b></p> <p><b>EIT Hawke's Bay Taradale</b></p>	<p>Titration</p>



## CO-ORDINATORS

Activity	Co-ordinator	Email
<b>All Science Fair Entries on Electronic Template</b>	Anne-Marie Hills	<a href="mailto:www.nghs@school.nz">www.nghs@school.nz</a> HB Science Fair for template  <a href="mailto:ahills@nghs.school.nz">ahills@nghs.school.nz</a> for entry returns
<b>Project Section</b>	Mike Duncan	<a href="mailto:du@hastingsgirls.com">du@hastingsgirls.com</a>
<b>Massey University Serious Fun Science Quiz</b>	Mason Summerfield	<a href="mailto:summerfield.m.p@lindisfarne.hb.school.nz">summerfield.m.p@lindisfarne.hb.school.nz</a>
<b>BP Technology Challenge</b>	Walt Rutgers & Craig McDonald	<a href="mailto:wrutgers@eit.ac.nz">wrutgers@eit.ac.nz</a>
<b>Titration</b>	Anne-Marie Hills	<a href="mailto:ahills@nghs.school.nz">ahills@nghs.school.nz</a> for entry returns
<b>HB Science Fair Committee Contact</b>	Janet Mabin	<a href="mailto:mabin@xtra.co.nz">mabin@xtra.co.nz</a>



## PROJECT SECTION

This section remains focused on scientific investigations and technological process design work. A science investigation in the project section is likely to be the presentation of a hypothesis, followed by the gathering of and analysis of data. A technology exhibit in the project section is likely to show prototyping of a solution to a problem or issue and subsequent development of the prototype. All projects must have an independent scientific investigation or technological design process.

### Please note the following points:

- 1 Categories are age related and not topic or strand related. The following categories apply.
  - a) Yr 7 Science or Technology Project
  - b) Yr 8 Science or Technology Project
  - c) Yr 9 Science or Technology Project
  - d) Yr 10 Science or Technology Project
  - e) Yr 11 – 13 Science or Technology Project
- 2 Projects can be entered that have been the work of an **individual student or the work of two students**. A project carried out by more than two students will not be accepted.
- 3 It is recommended that each school submits up to 5 entries at each level. For Y11-13 each school may submit up to 10 entries. Please note that greater numbers of entries are acceptable, providing quality is high and you have agreement from the project section convener (Mike Duncan, at Hastings Girls' High School [du@hastingsgirls.com](mailto:du@hastingsgirls.com) ).
- 4 All entries must be completed by the school on electronic template found on the HB Science Fair website at [www.nghs.school.nz](http://www.nghs.school.nz).
- 5 All projects must contain an independent investigation or design process.  
(See separate page-The Scientific Investigation or Technology Development Process).
- 6 If animals are involved in any science fair project the Animal Ethics Committee (AEC) **approval may be required**. See "Use of Animals in Science Fair Projects" pages 18-24.
- 7 Project set up at the Whare, EIT Hawke's Bay 8.15 - 9.00 am Friday 2nd September. Judging time 9.15am to 12 noon. Students must be present during this judging time and available for discussion with the judges. There will be a short morning tea break.
- 8 Students with a project on display should be in school uniform at the judging and the Prize Giving, where applicable.
- 9 Schools are expected to ensure that the behaviour of their students is exemplary. Appropriate supervision to achieve this is expected.
- 10 **By 12 noon the main judging will be finished and non prize winners will be notified immediately**. Non prize winners will depart at this time taking all their project materials. Unless still needed by the judges, prize winners will also depart at this time, taking **all extra display materials they have brought but leaving their display boards to be exhibited during prize giving**. These will be taken home by the students at the conclusion of the prize giving.

## ENTRIES

Due by **Wednesday 24 August 2011**

The Project electronic entry template can be found on the HB Science Fair website through the link:

[www.nghs.school.nz](http://www.nghs.school.nz)

Email entries to **Anne-Marie Hills**

[ahills@nghs.school.nz](mailto:ahills@nghs.school.nz)

## VENUE

Whare, EIT Hawke's Bay, Taradale

## PRIZES

The 2011 HB Science & Technology Fair Committee has decided to continue with the successful new prize structure trialled in 2010. There is still sponsorship of special topic areas as indicated in the Special Awards List.

All participants will receive a certificate of participation.

Age group prizes fall under the following three categories and the number of prizes awarded in each category is at the discretion of the judging panel. More details can be found on the "Awards" page.

### Prize values are:

Outstanding	\$200
Highly Commended	\$150
Commended	\$100

The EIT Hawke's Bay Regional Science & Technology Fair continues to enjoy generous sponsorship from a wide variety of special interest groups. We are very appreciative of this.

## PRIZEGIVING

Wednesday 7<sup>th</sup> September 2011  
Whare, EIT Hawke's Bay, Taradale.  
7:00pm – 8:00pm.

### Please Note:

Prize winners' projects will be on display at the Prize Giving but  
**MUST BE COLLECTED** at its conclusion. (8:00pm on Wed 7th September)

## QUERIES

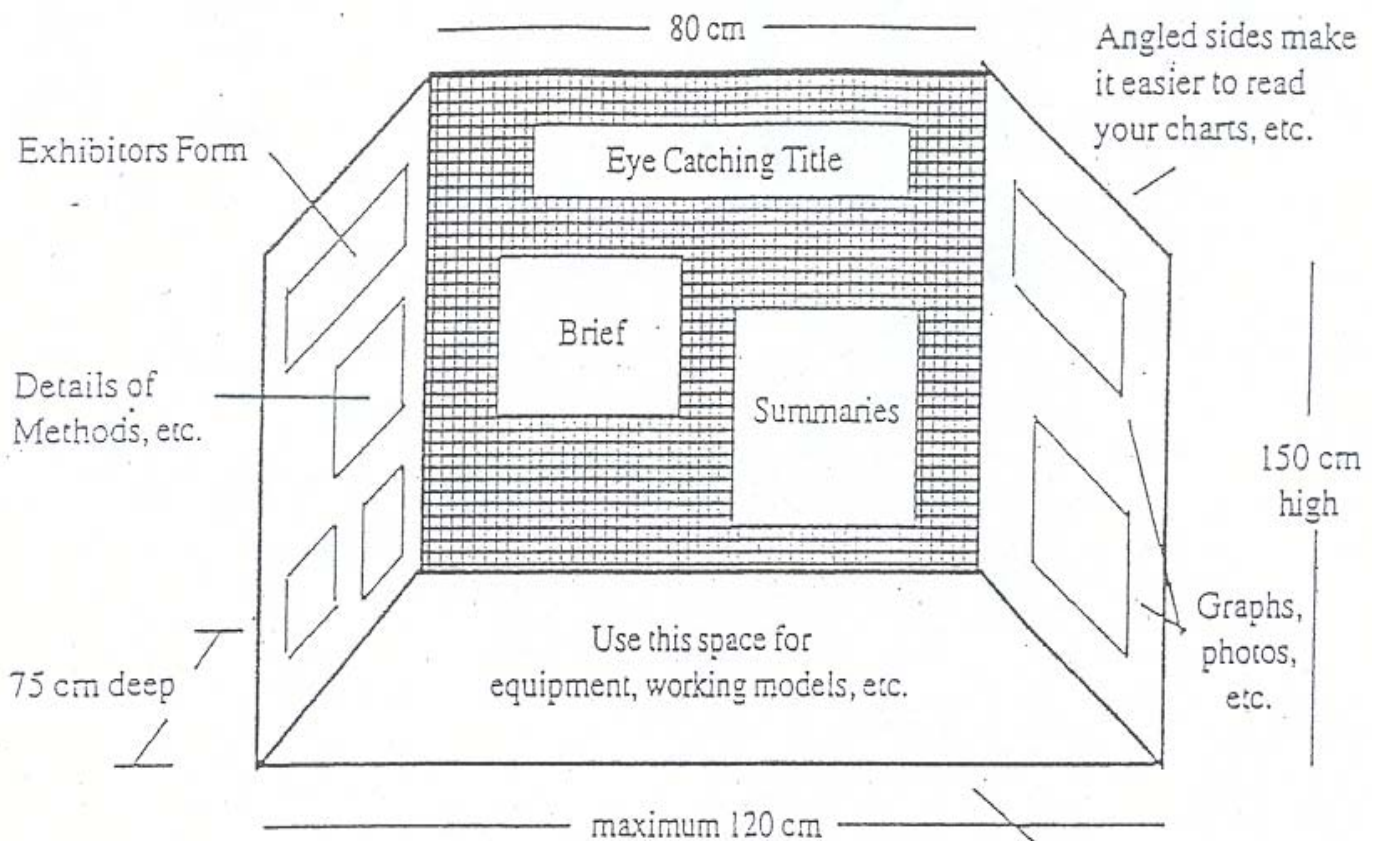
Convenor: Mike Duncan

Email: [du@hastingsgirls.com](mailto:du@hastingsgirls.com)

## PRESENTATION OF EXHIBITS

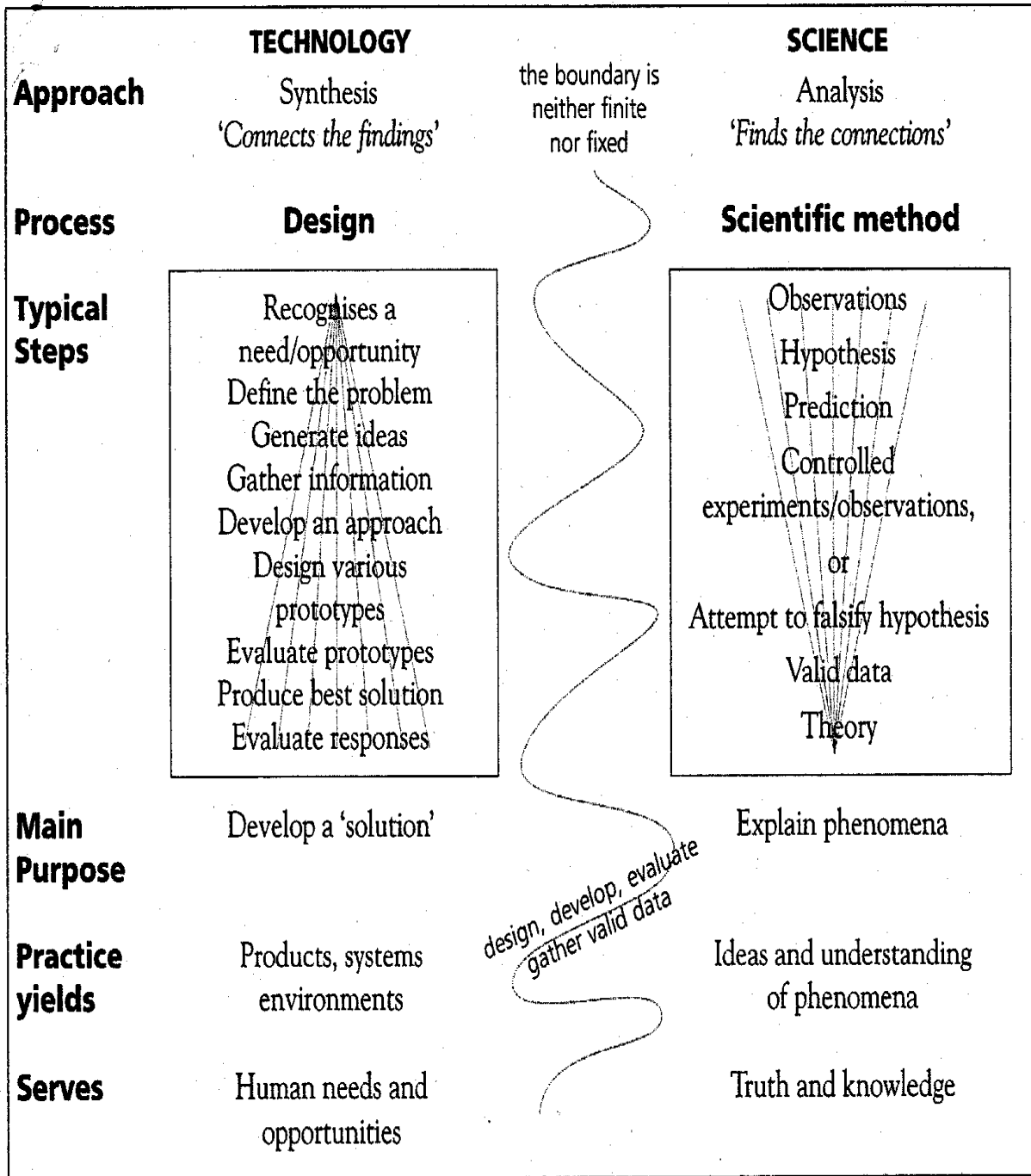
Each entry can only be judged on the information communicated. Effective communication is very important.

- Have an appropriately designed stand.
- The display must be free standing, robust, and provided by the entrant.
- Each display is limited to a table space of 120cm wide x 75cm deep x 150cm high.
- All items must be firmly attached. Do not exhibit rare or valuable items. Use photos instead.
- Oversized entries will not be accepted unless you have written permission from the Science Fair organisers.



**This style of display is suitable for most entries.**

# SCIENTIFIC INVESTIGATION & TECHNOLOGICAL DEVELOPMENT PROCESSES





## **JUDGING CRITERIA**

### **SCIENCE JUDGING CRITERIA**

The focus of a science exhibit is likely to be the presentation of a hypothesis followed by the gathering and analysis of data. The project will be judged by testing the experimental design and evaluating the data presented.

#### **1. Scientific Thought and Understanding**

The exhibit demonstrates clear scientific thought; the application of appropriate scientific methods and the appreciation of the need for accuracy in observation, measurement, data collection and reporting; and an understanding of the underlying or related scientific principles embraced within the project.

#### **2. Originality**

There is evidence of originality in the selection of a topic or statement of the problem; uniqueness of approach; resourcefulness in obtaining, handling and interpreting data; ingenious use of equipment and materials; creative displays or use of illustrative objects; inventive apparatus; insightful conclusions; inspired applications of the principle, process or product.

### **TECHNOLOGY JUDGING CRITERIA**

A technology exhibit is likely to be one in which the development of a useful product, device, process or environment was the primary goal. Data gathered would be for the purpose of determining the characteristics, design, configuration or operating parameters for optimum performance.

#### **1. Development**

The process of development is the key concept in technology. The process must be related to a clearly identified need or opportunity.

#### **2. Innovation and Originality**

Inventiveness, innovation and originality may be applied equally to improving existing 'solutions' as to new 'solutions.' An improved or enhanced product may have been produced.

#### **3. Identifying and Researching the Need**

The 'solution' must have arisen from a clearly identifiable need (or opportunity) for people. This need must be demonstrated and people's expectations identified in order to determine the performance specifications for the 'solution' being developed.

#### **4. Evaluating the 'Solution'**

The 'solution' must be judged against the original need or opportunity.

## **SHARED JUDGING CRITERIA**

### **1. Thoroughness**

The thoroughness of the work is reflected in the scope of the topic, the scale of the investigation, the detail obtained, the extent of the results, the repetition of experiments, measurements and observations, the construction of the exhibit, written material and other displays.

### **2. Technical Skills**

Items required for the project have been assembled with skill and dexterity; equipment, models and structure of the exhibit have been well constructed; graphic materials have been carefully prepared and presented, living plants and animals have been well cared for; working parts are reliable; the whole is well planned and neatly finished.

### **3. Presentation**

The exhibit is well designed and developed to be attractive, visually interesting, and informative on all aspects of investigation; well illustrated with photographs, models, specimens or samples; and with wide public appeal and effective communication.



## PROJECT AWARDS

The 2011 HB Regional Science & Technology Fair Committee will continue with the new successful prize structure used for the 2010 Science Fair. The emphasis of the changes made in 2010 was to reward excellence in the science or technology projects. Sponsorship of special topic areas continues.

Age group prizes fall under the following three categories and the number of prizes awarded in each category is at the discretion of the judging panel.

The prize values for each of the five age related categories are:

Outstanding	\$200
Highly Commended	\$150
Commended	\$100

Again this year all winners of special prizes MUST have been awarded Outstanding, Highly Commended or Commended in their relevant age category. The special prizes are associated directly with the age prize and the two are not cumulative.

The EIT Hawke's Bay Science & Technology Fair continues to enjoy generous sponsorship from a wide variety of special interest groups. We are very appreciative of this and a detailed list of these awards can be found below.

## SPECIAL AWARDS

### PLEASE NOTE:

The following were the Special Prizes available in 2010. They are yet to be confirmed for this year but we are hopeful that they will be the same.

### ***EIT SCIENCE AND TECHNOLOGY PRIZE***

- for the overall winning exhibit. A cash prize, book and trophy as well as a trophy held by the winner's school.

### ***UNIVERSITY OF OTAGO PRIZE***

- for the best application of scientific method. Awarded to an individual in Year 10-12. Expenses paid attendance at "Hands on Science" at Otago University in January 2012.

### ***ALAN GORDON MEMORIAL PRIZE***

– for a Year 7/8 exhibitor showing great promise and enthusiasm.

### ***AUSTRALIA AND NZ COUNCIL FOR THE CARE OF ANIMALS IN RESEARCH & SCHOOLS***

- for promotion of care of animals in research and schools.

### ***AUSTRALASIAN INSTITUTE OF MINING & METALLURGY***

– for the best earth science related project, with emphasis on the properties, uses and/or the mining of minerals.

**CITY MEDICAL**

– for exhibits that show excellence in investigation in the health field.

**EIT - FACULTY OF ARTS AND SOCIAL SCIENCES**

– for the best exhibits related to the social sciences.

**EIT – FACULTY OF BUSINESS AND COMPUTING**

- for the project that makes the most effective use of information technology.

**EIT – FACULTY OF HEALTH AND SPORTS SCIENCE**

**Therapeutic Recreation Award**

- for the exhibit with the most potential to aid in the leisure, recreation, sport and/or play in the lives of individuals with disabilities.

**EIT – FACULTY OF SCIENCE AND TECHNOLOGY**

– for the best exhibits demonstrating scientific and technological endeavour.

**EIT – FACULTY OF SCIENCE AND TECHNOLOGY**

– for the best exhibit in the areas of viticulture, winemaking and brewing.

**HASTINGS BOYS' HIGH SCHOOL BOARD**

– for the exhibit of most potential value as a teaching aid.

**HAWKE'S BAY BRANCH OF THE ROYAL SOCIETY SCIENTIFIC AWARD**

– awards for overall excellence.

**HAWKE'S BAY AGRIFORUM SOCIETY AWARD**

– for the best exhibit related to some aspect of horticulture or agriculture.

**HAWKE'S BAY REGIONAL COUNCIL**

– the projects with the best understanding of resource management.

**INSTITUTION OF PROFESSIONAL ENGINEERS OF NEW ZEALAND**

**(HAWKE'S BAY BRANCH)**

– for the exhibit showing the best engineering ingenuity, interest and content.

**KIWANIS PRIZE**

– for the most outstanding exhibit in Years 7 – 10.

**MUSIC AWARD**

– for the best project related to some aspect of music.

**NATIONAL AQUARIUM OF NEW ZEALAND AWARD**

- for the best exhibit(s) related to aquatic animals.

**NEW ZEALAND BAKING INDUSTRY RESEARCH TRUST AWARD**

- for excellence in a project relevant to the baking industry.

**NEW ZEALAND DENTAL ASSOCIATION HB**

– for the exhibit which best demonstrates the principles of dental health and science.

**NEW ZEALAND INSTITUTE FOR PLANT AND FOOD RESEARCH INSTITUTE AWARDS**

- for the best project demonstrating good scientific process in biological sciences.  
- for excellence in both oral and physical presentation.

**NEW ZEALAND INSTITUTE OF CHEMISTRY (MANAWATU BRANCH)**

– prizes for exhibits incorporating pure or applied chemistry as the major component.

**NEW ZEALAND INSTITUTE OF FOOD SCIENCES AND TECHNOLOGY  
(HAWKE'S BAY BRANCH)**

– for an exhibit best demonstrating the principles of food science and technology.

**NEW ZEALAND SOCIETY OF OPTOMETRISTS (HAWKE'S BAY BRANCH)**

– for the best exhibits in optics, ophthalmics, neural physiology or similar.

**NEW ZEALAND SOCIETY OF SOIL SCIENCE**

– for excellence in a project related to the property or uses of soils.

**NEW ZEALAND STATISTICAL ASSOCIATION AND STATISTICS NZ**

– for the best junior and senior exhibits that demonstrate some application of statistical methods and reasoning

**OBSERVATIONAL DRAWING AWARD**

- for the best example of observational drawing in a project.

**PAN PAC FOREST PRODUCTS AWARD**

– for the top project demonstrating sound environmental or safe working practices.

**PRIME TRADING LIMITED CRYSTAL AWARDS**

– for the best projects related to crystals.



## MASSEY UNIVERSITY SERIOUS FUN SCIENCE QUIZ

The field of scientific knowledge is extremely wide. Science quizzes aim to be fun, to test the breadth of knowledge within schools and to celebrate the amazing diversity, variation and challenges that we face as scientists.

The arrangements for this year are:

DATE	LEVELS	TIME	VENUE
Thursday 1st September 2011	Year 7 & 8	4.00pm – 5.00PM	Auditorium
	Year 9 & 10	5.30pm – 6.30PM	Lindisfarne College
	Year 11 & 12	7.00pm – 8.00PM	Hastings

Each quiz consists of several rounds of questions on scientific knowledge and skills.

Limit of **TWO** teams of **THREE** students per school for each quiz.

Each school is asked to provide a staff member to assist with marking for each level.

For Year 11 and Year 12 all members of each team must be 3<sup>rd</sup> or 4<sup>th</sup> year secondary students. Students should be in school uniform where applicable.

### ENTRIES DUE BY

Wednesday 24<sup>th</sup> August 2011

### ENTRIES TO

Anne-Marie Hills

[ahills@nghs.school.nz](mailto:ahills@nghs.school.nz) on electronic template

The template can be found on the HB Science Fair website through the link:

[www.nghs.school.nz](http://www.nghs.school.nz)

### PRIZES

1<sup>st</sup> prize: \$90

2<sup>nd</sup> prize: \$60

3<sup>rd</sup> prize: \$30

### PRIZEGIVING

Wednesday 7th September 2011

Whare EIT Hawke's Bay Taradale

From 7.00pm – 8.00pm

### QUERIES

Mason Summerfield

[summerfield.m.p@lindisfarne.hb.school.nz](mailto:summerfield.m.p@lindisfarne.hb.school.nz)



## BP TECHNOLOGY CHALLENGE

The BP Technology Challenge involves students solving a problem and building a solution to it. Students will be given 30 minutes to plan their solutions.

**Please ensure that all students arrive on time so that they are not disadvantaged. All students are to wear school uniform where applicable.**

The judge's decision will be final.

The arrangements for this year are:

DATE	LEVELS	TIME	VENUE
Thursday 1st September 2011	Year 7 - 8	4.00pm – 5.30PM	Whare
	Year 9 - 10	5.00pm – 6.30PM	EIT Hawke's Bay
	Year 11 - 13	6.00pm – 7.30PM	Taradale

**TEAMS** 2 Students per team, 2 teams max. per level

**ENTRIES DUE** Wednesday 24 August 2011

### ENTRIES TO

Anne-Marie Hills  
[ahills@nghs.school.nz](mailto:ahills@nghs.school.nz) on electronic template

The template can be found on the HB Science Fair website through the link:  
[www.nghs.school.nz](http://www.nghs.school.nz)

### PRIZES

1<sup>st</sup> prize: \$60  
2<sup>nd</sup> prize: \$40  
3<sup>rd</sup> prize: \$20

### PRIZEGIVING

Wednesday 7<sup>th</sup> September 2011  
Whare, EIT Hawke's Bay Taradale  
From 7.00pm – 8.00pm

### QUERIES

Walt Rutgers  
[wrutgers@eit.ac.nz](mailto:wrutgers@eit.ac.nz)



## TITRATION COMPETITION

This competition encourages students to enjoy practical Chemistry. The competition involves the calculation of an unknown concentration of an acid or base.

### AGE GROUP AND TEAM SIZE

Schools can enter up to two teams of three Year 12/13 students.

### LENGTH OF COMPETITION

- 1½ hours

### TIME AND VENUE

Friday 2 September, 9.30 – 11.00 am

Science laboratories, EIT Hawke's Bay, Taradale.

### MATERIALS REQUIRED

**Competing teams must provide their own titrating equipment.** Chemicals, indicators and distilled water in suitable containers will be supplied by the organizers. Teams must bring their own calculators, pens and paper but a detailed result sheet will be provided. All students must wear covered shoes. Laboratory coats and safety glasses will be provided by EIT.

### JUDGING

Judging will be based entirely on the calculation of concentration of the unknown measured in the titration and not on the method used.

### SUPERVISION

Schools are expected to ensure that the behavior of their students is exemplary. Appropriate supervision to achieve this is expected.

**ENTRIES DUE BY:** Wednesday 24 August 2011...to:

Anne-Marie Hills                      [ahills@nghs.school.nz](mailto:ahills@nghs.school.nz)                      on electronic template

The template can be found on the HB Science Fair website at [www.nghs.school.nz](http://www.nghs.school.nz)

### PRIZES FOR THE TOP THREE TEAMS

1 <sup>st</sup> :	\$90
2 <sup>nd</sup> :	\$60
3 <sup>rd</sup> :	\$30

### PRIZEGIVING

Wednesday 7th September 2011 at the Whare, EIT Hawke's Bay, Taradale  
7.00 pm – 8.00 pm.

# USE OF ANIMALS IN SCIENCE FAIR PROJECTS

If animals are involved in any science fair project the Animal Ethics Committee (AEC) approval may be required.

“Do I need Animal Ethics Committee approval for my investigation?” a flow chart, found on Page 23 will help decide if it is necessary for the project. Following the flow chart is the **2011 Student Form for Application for Ethical Approval for an Investigation/Project Involving Live Animals**. This will need to be filled out and emailed/sent to the appropriate address found at the end of the form.

**NZASE website** [www.nzase.org.nz](http://www.nzase.org.nz) will help clarify any questions and some examples of past applications for ethical approval can be viewed.

**\*\* Remember that ethics approval can take some time.**

**Take note of the dates on the Application Form so you apply in plenty of time.**

In all projects, involving animals the Five Freedoms and 3R's must be considered.

## The Five Freedoms

Animals have the freedom to experience all of the following;

- proper and sufficient food and water
- adequate shelter
- the opportunity to display normal patterns of behaviour
- appropriate physical handling
- protection from, and rapid diagnosis of injury and disease

## The 3R's

The 3R's concept goals for animal welfare in research and teaching are:

- Replacement  
Using alternatives to live animals
- Reduction  
Improving experimental design to ensure that no fewer and no more animals are used than are required to achieve the objectives of the work
- Refinement  
Minimising pain and suffering by refining techniques, eg. Enhanced environment, pain relief

Schools should also refer to the 1999 publication from the Ministry of Education “Caring for Animals – a guide for teachers, early childhood education and students”.

Or go to:

[http://www.tki.org.nz/r/science/caring\\_for\\_animals/](http://www.tki.org.nz/r/science/caring_for_animals/)

**If the project involves a manipulation, then AEC approval is required.**

“Manipulation” means:

interfering with the normal physiological, behavioural, or anatomical integrity of the animal by deliberately:

- subjecting it to a procedure which is unusual or abnormal when compared with that to which animals of that type would be subjected under normal management of practice and which involves
- exposing the animal to any parasite, micro-organism, drug, chemical, biological product, radiation, electrical stimulation, or environmental condition; OR
- enforced activity, restraint, nutrition, or surgical intervention; OR
- depriving it of usual care

Ethical approval is legally required only if live animals are to be used for teaching..... (and other specific purposes)

Animal means any live member of the animal kingdom that is:

- a mammal
- a bird
- a reptile
- an amphibian
- a fish (bony or cartilaginous)
- any octopus, squid, crab, lobster or crayfish (including freshwater crayfish)
- includes any mammalian foetus, or any avian or reptilian pre-hatched young, that is in the last half of its period of gestation or development
- includes any marsupial pouch young

***Remember that ethics approval can take some time.***

***Take note of the dates on the Application Form so you apply in plenty of time.***

# Do I need Animal Ethics Committee approval for my investigation?

Follow the chart below and **mark your pathway**

For the purpose of animal ethics approval an "animal" means any **living** animal and it may be a **vertebrate or an invertebrate**.

**Which of the groups below includes your animal?**

Note 1: Any investigation involving animals (vertebrate or invertebrate) that may be a NZ endangered species requires animal ethics approval.

**No** ethical approval is not requirement

land-based and/or aquatic mammals  
amphibians birds fish reptiles. octopus crab  
lobster crayfish

shellfish insects  
snails spiders  
worms

**Yes** animal ethics approval may be required

Will you be interfering with the normal behaviour, body structure, or workings of any live animal?

**Yes**

**No**

exposing it to any drug, chemical, biological product, parasite, radiation, electricity, or abnormal environment.

subjecting it to enforced activity, unusual restraint, abnormal nutrition, or surgery.

depriving it of usual care

altering its diet or exercise

**YES I will require Animal Ethics Committee approval.**

**NO I do not require Animal Ethics Committee Approval.**

Note 2: Under the Wildlife Act 1953, it is illegal to keep any species of native animal without a permit from the Dept. of Conservation

**Schools' Animal Ethics Committee**  
**2011 Student Form**

**Application for Ethical Approval for an Investigation/Project Involving Live**  
**Animals**

**Project Title:** .....

**Student Name:** .....

**School:** .....

**Year Level:**.....

**Date of application**.....

**Intended start date of project:** ..... **Intended finish date of project** .....

<b>Home</b>	<b>School</b>
Name of Parent/Caregiver Supervisor	Name of Teacher Supervisor:
Address:	Address:
Phone:	Phone:
Email:	Email:

You must apply before beginning your work. Please tick at which of the 2011 Animal Ethics Committee meetings you would like your application to be considered at and ensure your application is submitted at least 2 weeks before that:

- 20 April                       1 June                       13 July                       24 August

If there are good reasons the Committee may consider projects at other times but you will have explain why (not just failing to meet the above meeting times).

1. Does your project involve live animals?:  Yes (go to Q 2)  No (approval not required)  
*A live animal is a: mammal, bird, reptile, amphibian, fish (bony or cartilaginous), octopus, squid, crab, lobster, or crayfish (including freshwater crayfish); mammalian foetus, avian or reptilian pre-hatched young that is in the last half of gestation or development; or any marsupial pouch young.*

2. List the type and total number of animals that you will use:

Animal ..... Number in your project.....

*Note: If your project involves catching, killing, or obtaining the eggs, dead bodies or parts, of any native mammals, birds (except game birds), reptiles or amphibians, or bush and ground wetas, ground or carab beetles, Nelson cave spiders, snails, black and red coral, or spotted black groper, you need to also get a permit from the Department of Conservation ([www.doc.govt.nz/](http://www.doc.govt.nz/)). A permit may also be required to remove native species from National Parks or Reserves.*

3. Aim – briefly explain what are you trying to find out or what are you trying to develop?

4. Risks to animals: I have identified the following risks to the health or well-being of the animal(s) as a result of the procedures: *You are required to talk with some-one who has experience or is qualified in this area to make sure that you identify all actual and potential risks to the animal and/or to yourself.*

- 
- 
- 

Who is the experienced or qualified person you have discussed these risks and how to minimise them ..... with

(e.g. your teacher, a farmer, animal breeder, or a vet)?

Name.....

Experience or qualifications.....

What advice or answers were you given?

Should any of these risks occur and cause irritation or harm to the animal(s), then what will you do?

**You must answer all the following questions, or attach a copy of your project plan ensuring it includes all the information asked for in Questions 5-9.**

**5. Outline what are you going to do and how will you do it?**

- What will you do with/to the animals in your project?
- For how long will the animals be used?
- What will you measure, observe or record to report your findings?
  
- If your investigation does not go as you planned, what will you do?

**6. Where will you obtain the animals from?**     pet from home     animal from a farm  
 elsewhere (please explain where)

.....

**7. Where will you keep the animals (please tick one):**     at school             at home  
 elsewhere (please explain where)

.....

**8. If your project involves caging or housing an animal(s) briefly describe**

- how will they be caged or housed

.....

- how and when will you provide food and water

.....

- how you will keep the housing clean

.....

- how you will care for them in the weekends

.....

- how you will care for any animals that become unwell:

9. **At the end of your project what will happen to the animals** (please tick one):

- kept in, or returned to, their original environment
- returned to a similar environment (please explain where)

kept elsewhere (please explain where)

if the animals need to be killed at the end of the project, explain why this is necessary, and how and who will do this humanely?

**Either email this form to [animalethicscommittee@nzase.org.nz](mailto:animalethicscommittee@nzase.org.nz) or fill it in using a black or blue pen and post it to NZASE Animal Ethics Committee, PO Box 10122, WELLINGTON 6143.**

*After your project has been approved and completed, you will also have to fill out a simple Statistics Form about what animals were used, how many, and what happened to them after the project. This information is required by the Ministry of Agriculture and Forestry who monitor Animal Ethics Committees.*

*After your project has been approved, if you need to change the design including the source, type and numbers of animals or what you do to them, and any materials, housing or foods used, you must seek approval from the Animal Ethics Committee to modify your project.*

**Hints**

- *Diagrams or photographs of any caging or devices used or planned for development will be a help to the Committee to understand and approve your project.*
- *If you plan to use large numbers of animals, you should consider whether a smaller number would be enough.*
- *For information on how to look after the animals in your project see the booklet “Caring for Animals” (available at your school or at [http://www.tki.org.nz/r/science/caring\\_for\\_animals/](http://www.tki.org.nz/r/science/caring_for_animals/)).*

**For NZASE Schools’ AEC use only**

**File Number**

**Approval**      Granted / Provisional / Pending / Declined .....

**Signature**      .....      **Designation** .....

**Date of Approval:**      /      /20      **Project monitored** Y/N      **Grade**

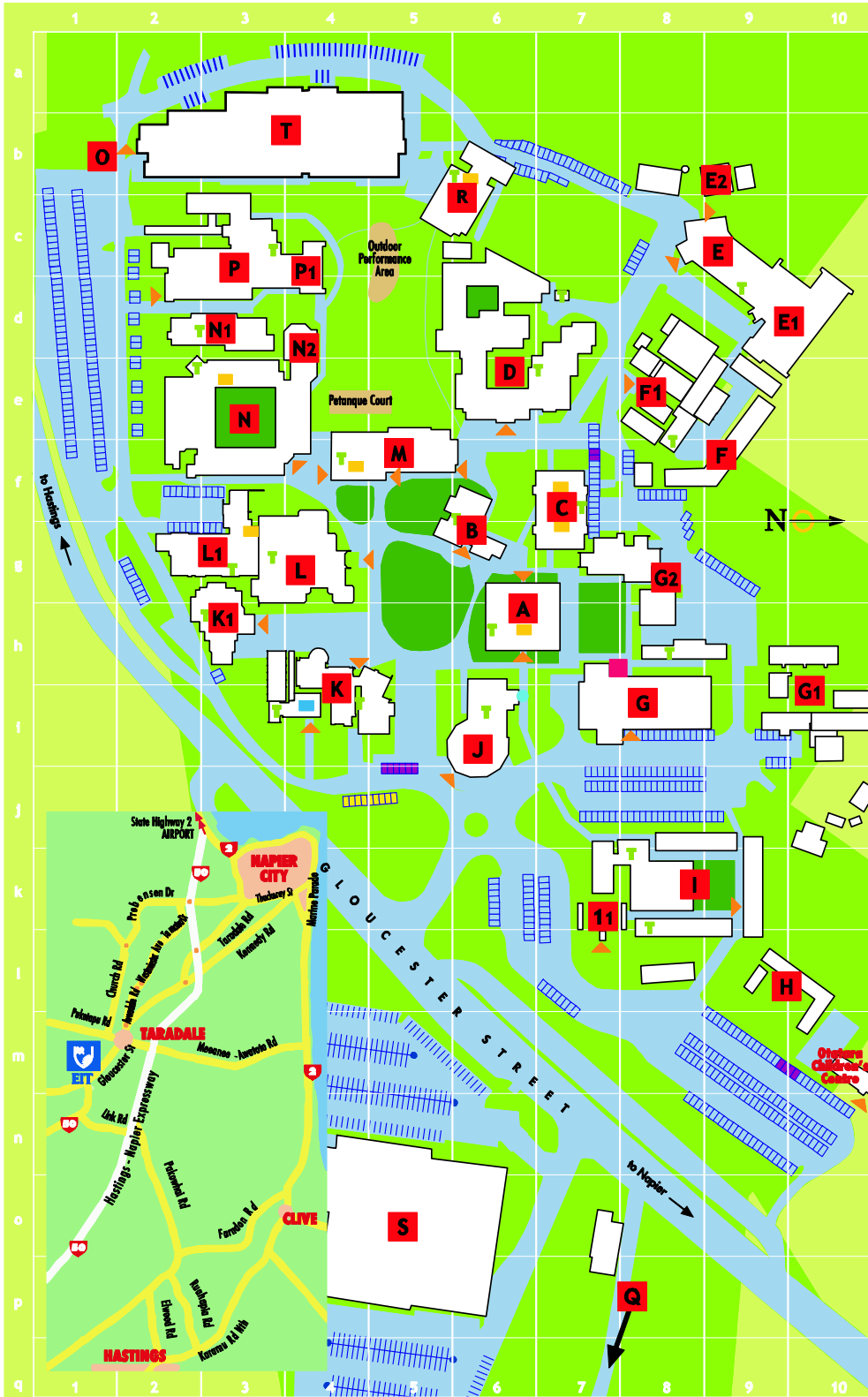
.....

**Additional changes** Withdrawn / Modified / Revoked..... / /20

**Animal Statistics Return Form Completed** ..... / /20

# Campus Map

- ▶ Main entry point
- Lifts
- Visitor parking
- Mobility parking
- Accessible toilets
- Telephone
- Health Centre
- Guide dog compound



GRID REF	BLDG CODE	BUILDINGS SERVICES
h6	A	<b>Hetley Building</b> • International Office • English Language Centre • Massey at EIT • Lecture Room 3 (A101)
g6	B	<b>Corporate Administration</b>
f7	C	<b>Information Technology Computing</b>
e6	D	<b>Visual Art &amp; Design</b>
c9	E	<b>Winery</b>
d10	E1	<b>Science Laboratories</b>
b9	E2	<b>Animal Care Facilities</b>
f9	F	<b>Engineering Technology</b> • Classrooms/Laboratories
e9	F1	<b>Glasshouses</b>
d9	F	<b>Classrooms</b>
i8	G	<b>Engineering Workshops</b>
i10	G1	<b>Fashion</b> • Classroom/Workroom • Studios • Facilities Management • Maintenance Facilities & Fleet Park
g8	G2	<b>John Harré Building</b> • Video Production Studios • Classrooms
i9	H	<b>Otatara Children's Centre</b> • Te Manga Māori Classes & Administration • Whare Matoro
k8	I	<b>Te Marae o Te Whare Taikura</b>
k7	H	<b>Information Centre</b> • Reception & Enrolments • Student Loans & Allowances • Career & Course Advisor • Student Job Search • Massey Regional Advisor • Chaplains
i6	J	<b>Student Amenities</b> • EIT Cafeteria • Otatara Bookshop • Student Assn Office • Health Centre • Reprographic (Copy Centre)
i4	K	<b>Lecture Theatres 1 &amp; 2</b>
i5	L	<b>Twist Library</b>
g3	L1	<b>Bruce Martin Building</b> • Bean There Café • Learning Hub • Education & Social Sciences
f5	M	<b>John Rose Building</b> • Business Studies Classes & Administration
e3	N	<b>Health &amp; Sport Science Administration</b> • Practice Suites & Classrooms
d3	N1	<b>Beauty &amp; Body Clinic Refresh</b> • Hairdressing Suites • Salon Elite
d4	N2	<b>Stewart Centre</b>
b1	O	<b>Otatara Art &amp; Craft Centre</b>
b2	P	<b>Stockyards &amp; Woolshed</b>
c3	P	<b>Arts &amp; Social Sciences</b> • Faculty Administration • Tourism & Hospitality
c4	P1	<b>Scholars Training Restaurant</b>
p7	Q	<b>Student Residential Village</b>
c6	R	<b>Food &amp; Wine Building</b> • Science & Technology Administration • Rural, Wine & Science • Food HB • Lecture Theatre 5
o5	S	<b>Pettigrew Green Arena</b> • Gymnasium • Indoor Sports Stadium • Theatre • Exercise Science Lab • Massage Training
b3	T	<b>New Trades Complex</b>

Main Campus 501 Gloucester Street, Taradale, Napier, New Zealand. P 06 974 8000, F 06 974 8910 E info@elit.ac.nz www.elit.ac.nz  
Postal Private Bag 1201, Hawke's Bay Mail Centre, Napier, 4142, New Zealand